

HUNT HEATING

Hydronic Systems (Australia) Pty. Ltd.

11 Fiveways Blvd, Keysborough, Vic 3173 T: 1300001800 F: (+613) 97985133

Postal Address: P.O. Box 294, Braeside, Victoria 3195

www.huntheat.com.au

REV Thermostat Running Suggestions



Always look at the bottom of the screen at the 24hr clock to see what time the thermostat is programmed to come on and off. You can then instantly see if your heater should be on either **T*** temp or **TC** temp. If the heating is not on when the time clock indicates that it should check to see that the time is set correctly. (see programming sheet)





EXAMPLE

The above 24 hour time clock is running in **Auto** and is programmed for 2 time periods. Heating is to come on at 0600 and off at 0800, it will then control to **TC** temp, then the heating will come back on at 1700 and off again at 2300. The heating will then only come on during the night if the temperature in the house drops below what **TC** is set at.

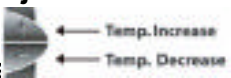
What if you come home during the day at 1300 and would like the heating on?

Simply hit the  override button. **T*** will now appear on the screen and the heater will now start. If you decide to leave again simply press the  over ride key and it will return to **TC**.

What if you are leaving your house for the weekend and would like to turn the heating off?

Simply press  Program selector button 3 times until  appears in the top left hand corner of the screen. The heating will now only come on if the house drops below 5 deg. (this can also be used to turn heating off in summer)

What happens if a visitor complains of being too hot or too cold and would like a temporary adjustment made to the heating set point temperature?

Simply press  button to temporarily adjust the heating set point up or down.

Please Note: make sure that **T*** is already displayed on the screen before making adjustments.

What happens if the  Battery Symbol appears on the screen?

This means that you need to change the Batteries in your thermostat. You have approximately 1 month to do this or you will lose your program. To change your batteries simply slide the REV up out of its base. Open the battery compartment and remove the old batteries. Place the new batteries in straight away, (you have 60 seconds to do this other wise you will loose your programmed settings and your REV will return to factory settings.)

What happens if my boiler does not turn off at night?

Check the **TC** Temperature. The factory setting for this is usually 16° C. This means that the heating will switch on any time that the house temperature falls below 16° C. If you do not want the heating to come on at night then reduce **TC** to say 10° C or below.

To adjust **TC** see the REV programming instructions.