


Maxi





- 1. Wall mounted model WT
- 2. Wall mounted model WF
- 3. Floor model FT
- 4. Floor model FF
- 5. Soft-design: rounded angles, to avoid accidental injury.
- 6. Optional top valve



Warm power, extra strong

Extra strong, extra durable, extra safe. Maxi is all muscular charm, with a warm heart. Its extremely solid galvanized metal covering has rounded corners for safety and is sturdy enough to take a shove! The Low H₂O technology guarantees powerful heat emission and low contact temperatures. A perfect demonstration of how a safe and powerful radiator can also be elegant.

Casing

The Maxi complies with the highest safety requirements and is extremely well suited for public areas, hospitals, elderly and disabled housing, schools, nurseries, prisons and all special needs areas, where safety and durability are of prime importance.

- Low Surface Temperature: even with the highest water temperatures, the casing temperature remains safe, eliminating the possibility of burns, as well as deterioration of furniture or electronic appliances. Complies with the safety requirement DHSS DN4.
- Soft-design: rounded angles, to avoid accidental injury.
- Super strong profiled front plates in 1.5 mm steel.
- Scratch-resistant surface coating with a satin gloss finish. High UV resistance.
- Standard colours without surcharge:
 - traffic white RAL 9016 glossy (233)
 - white RAL 9010 glossy (201)
 - sandblast grey metallic (001)Other colours: see colour chart.
- a 10 year guarantee

Low-H₂O heat exchanger

- of pure copper and aluminium, totally non-corrosive
- a 30 year guarantee
- pressure tested: 20 bar
- standard with extended airvent with transparent synthetic drain tube
- Low-H₂O heat exchanger with dirt-repellent and dust-proof lacquer in graphite grey (RAL 7024).
- Same end connection, left or right, with simple valve, TRV or remote control.

High efficiency boiler combination

Thanks to its low water content and high coefficient of heat conduction for low flow temperatures, the Maxi, with its modern Low-H₂O element, is ideal to use in combination with high efficiency boilers and/or condensing technology.

Twin Power, DBE or Oxygen?

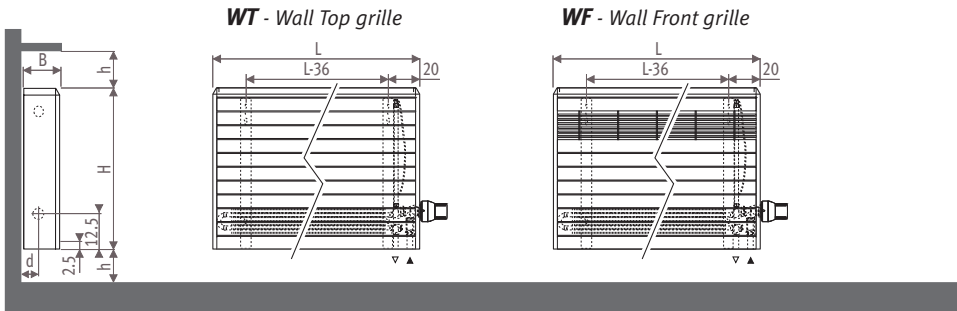
- Maxi is also available
- as DBE or Oxygen radiator: see price list "Top performers".
 - with the super-powered Twin heat exchangers. The boiler temperature is on average 15% lower for equivalent radiator dimensions!

Maxi_Dimensions

LOW
H₂O
30
YEARS GUARANTEE

CE

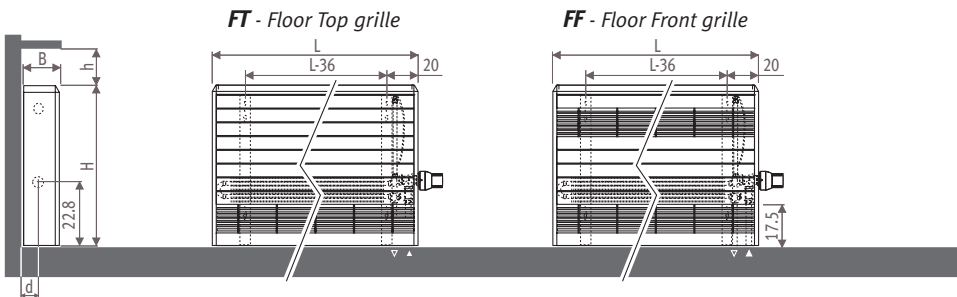
MAXW_Maxi



Dimensions in cm

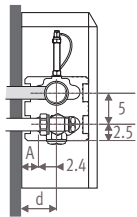
Type	B	d	h/min*
10-11	13	5.3	10
15-16	18	7.8	12
20-21	23	10.3	15

* Smaller dimensions can decrease output.

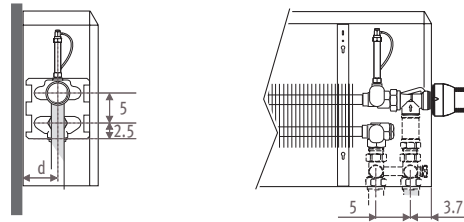


Connections

Jaga valve to the wall



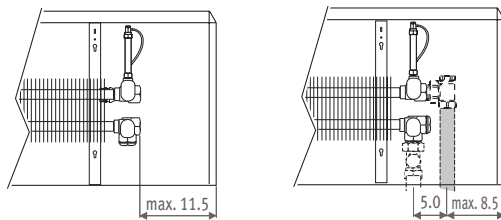
Jaga valve to the floor



The valves offered by Jaga are totally concealed within the standard casing. Detailed info: see Connection sets and valves.

Free size inside for remote controlled valve

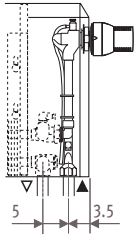
Without TRV and no perforation in the side panel.



Type	d	A
10-11	5.3	2.9
15-16	7.8	5.3
20-21	10.3	7.9

Maxi_Options

Top valve

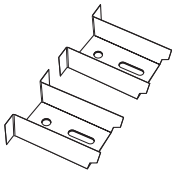


When ordering a top valve, add to the code of the Maxi /30 (top left) or /60 (top right).
Ex.: MAXW.044 063 10.xxx/WF/60

CODE	H casing	€
Model WF / WT:		
5090.1300300	44	
5090.1300600	59	
5090.1300900	74	
Model FF / FT:		
5090.1300100	44	
5090.1300400	59	
5090.1300700	74	

Thermostatic head not included: see Connection sets & valves page 178-179.

Locks



2 per casing: the casing cannot be detached without tools. For all models.

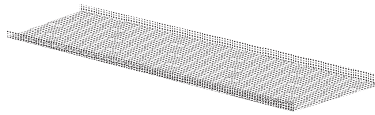
CODE	€
5111.010 2 pieces	

Safety screws

100 safety screws: as replacement for Allen screws. Only removable with specialised equipment (bit).

CODE	description	€
5111.020	screws	
5111.030	bit	

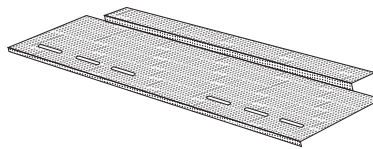
Pencil-proof grille



Unobtrusively positioned below the standard grille. Optional pencil-proof grille: avoiding the possibility of smaller objects or waste falling within the casing. Only for models WT and FT.

Price: see parts page 222-223.

Base grille



Optional base grille: preventing access to the inside of the casing from below. Only for models WF and WT. Price: see parts page 222.

DBE & Oxygen version

DBE: the smallest and most powerful radiator.

Oxygen: for healthy heat and clean air. See price list "Top performers".

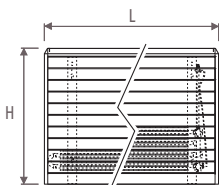
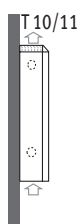


EURO NORM
EN 442

Output measured in accordance with EN442, at a water temperature of 75/65°C and a room temperature of 20°C (ΔT=50).

	Page
Connection sets & valves	163
Colours	271
Parts	203
Technical info	239
Correction factors	240
Product descriptions	246

Maxi_Wall mounted model WT_with top grill



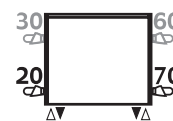
Standard delivery

- colour 201, 233 or 001
- Low-H₂O heat exchanger type 10 or Twin type 11
- wall brackets
- complete casing, connection right (70)
- fixing kit
- extended air vent 1/8"
- drain cock 1/2"

Connection

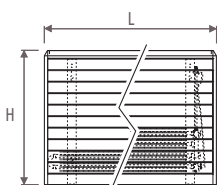
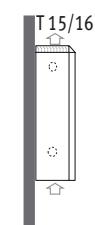
- standard connection: bottom end right 70, for left position add 20
- for the top valve option, add to the code /30 (top left) or /60 (top right)
- for remote controlled valve: add /00 to the code.

Ex.: MAXW. 044 063 10.xxx/WT/60



Wall mounted model WT_type 10 / 11

										ORDERING CODE: MAXW.											
										code	height	length	type	colour	model	conn.					
										044	063	063	10.	xxx	/WT	/70					
H	TYPE 10	L	063	083	103	123	143	163	183	203	TYPE 11	L	063	083	103	123	143	163	183	203	
044	75/65/20		637	840	1042	1244	1447	1649	1851	2054	75/65/20		828	1091	1354	1617	1880	2143	2406	2669	
	90/70/20		821	1082	1343	1603	1865	2125	2385	2647	90/70/20		1076	1418	1760	2102	2444	2786	3128	3470	
	st. colour €										st. colour €										
	other €										other €										
059	75/65/20		732	965	1197	1429	1662	1894	2127	2359	75/65/20		935	1231	1528	1825	2121	2418	2715	3011	
	90/70/20		941	1240	1539	1837	2136	2435	2734	3032	90/70/20		1215	1600	1986	2372	2756	3142	3528	3913	
	st. colour €										st. colour €										
	other €										other €										
074	75/65/20		805	1060	1316	1572	1827	2083	2338	2594	75/65/20		1025	1350	1675	2000	2325	2651	2976	3301	
	90/70/20		1032	1359	1687	2015	2342	2671	2998	3326	90/70/20		1332	1754	2176	2599	3021	3444	3867	4289	
	st. colour €										st. colour €										
	other €										other €										



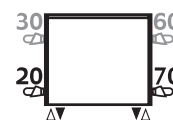
Standard delivery

- colour 201, 233 or 001
- Low-H₂O heat exchanger type 15 or Twin type 16
- wall brackets
- complete casing, connection right (70)
- fixing kit
- extended air vent 1/8"
- drain cock 1/2"

Connection

- standard connection: bottom end right 70, for left position add 20
- for the top valve option, add to the code /30 (top left) or /60 (top right)
- for remote controlled valve: add /00 to the code.

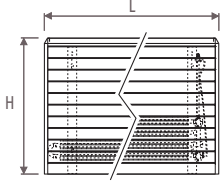
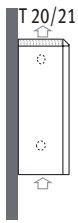
Ex.: MAXW. 044 063 15.xxx/WT/60



Wall mounted model WT_type 15 / 16

										ORDERING CODE: MAXW.											
										code	height	length	type	colour	model	conn.					
										044	063	063	15.	xxx	/WT	/70					
H	TYPE 15	L	063	083	103	123	143	163	183	203	TYPE 16	L	063	083	103	123	143	163	183	203	
044	75/65/20		1034	1362	1690	2018	2346	2674	3003	3331	75/65/20		1121	1477	1833	2189	2545	2901	3257	3613	
	90/70/20		1330	1752	2173	2595	3017	3439	3862	4284	90/70/20		1463	1928	2393	2858	3322	3787	4252	4717	
	st. colour €										st. colour €										
	other €										other €										
059	75/65/20		1169	1541	1912	2283	2655	3026	3397	3768	75/65/20		1300	1713	2126	2539	2952	3364	3777	4190	
	90/70/20		1499	1975	2451	2927	3403	3879	4355	4830	90/70/20		1699	2239	2778	3318	3858	4396	4936	5476	
	st. colour €										st. colour €										
	other €										other €										
074	75/65/20		1266	1668	2070	2472	2874	3276	3678	4080	75/65/20		1466	1932	2397	2862	3328	3793	4259	4724	
	90/70/20		1618	2132	2645	3159	3673	4186	4700	5214	90/70/20		1918	2528	3136	3744	4354	4962	5572	6180	
	st. colour €										st. colour €										
	other €										other €										

Maxi_Wall mounted model WT_with top grill

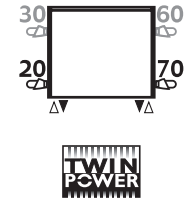


Standard delivery

- colour 201, 233 or 001
- Low-H₂O heat exchanger type 20 or Twin type 21
- wall brackets
- complete casing, connection right (70)
- fixing kit
- extended air vent 1/8"
- drain cock 1/2"

Connection

- standard connection: bottom end right 70, for left position add 20
 - for the top valve option, add to the code /30 (top left) or /60 (top right)
 - for remote controlled valve: add /00 to the code.
- Ex.: MAXW. 044 063 20.xxx/WT/60



Wall mounted model WT_type 20 / 21

ORDERING CODE: MAXW. *code* *height* *length* *type* *colour* *model* *conn.*
044 063 20. xxx /WT /70

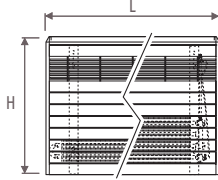
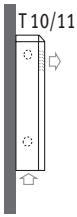
H	TYPE 20	L								TYPE 21	L							
		063	083	103	123	143	163	183	203		063	083	103	123	143	163	183	203
044	75/65/20	1446	1905	2364	2823	3282	3741	4200	4659	75/65/20	1510	1990	2469	2948	3428	3907	4387	4866
	90/70/20	1860	2450	3040	3631	4221	4811	5402	5992	90/70/20	1978	2606	3234	3861	4490	5117	5746	6373
	st. colour €									st. colour €								
	other €									other €								
059	75/65/20	1633	2152	2670	3188	3707	4225	4744	5262	75/65/20	1796	2366	2936	3506	4076	4646	5216	5786
	90/70/20	2093	2759	3423	4087	4752	5416	6081	6745	90/70/20	2357	3106	3854	4602	5350	6098	6847	7595
	st. colour €									st. colour €								
	other €									other €								
074	75/65/20	1766	2327	2888	3449	4010	4570	5131	5692	75/65/20	2075	2733	3392	4051	4709	5368	6027	6685
	90/70/20	2257	2974	3691	4407	5124	5840	6557	7274	90/70/20	2730	3596	4463	5330	6196	7063	7930	8796
	st. colour €									st. colour €								
	other €									other €								



Maxi_Wall mounted model WF_with front grille



58

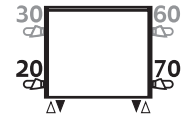


Standard delivery

- colour 201, 233 or 001
- Low-H₂O heat exchanger type 10 or Twin type 11
- wall brackets
- complete casing, connection right (70)
- fixing kit
- extended air vent 1/8"
- drain cock 1/2"

Connection

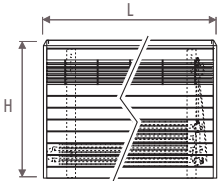
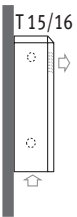
- standard connection: bottom end right 70, for left position add 20
 - for the top valve option, add to the code /30 (top left) or /60 (top right)
 - for remote controlled valve: add /00 to the code.
- Ex.: MAXW. 044 063 10.xxx/WF/60



Wall mounted model WF_type 10 / 11

ORDERING CODE: MAXW. *code* 044 *height* 063 *length* 10. *type* xxx *model* /WF *conn.* /70

H	TYPE 10	L	063	083	103	123	143	163	183	203	TYPE 11	L	063	083	103	123	143	163	183	203	
044	75/65/20 90/70/20 st. colour € other €	557 719	734 947	911 1176	1088 1404	1265 1633	1442 1861	1619 2090	1795 2317	75/65/20 90/70/20 st. colour € other €	744 967	981 1276	1217 1582	1453 1889	1690 2197	1926 2504	2162 2811	2399 3119			
059	75/65/20 90/70/20 st. colour € other €	672 865	885 1139	1098 1414	1311 1688	1524 1962	1738 2238	1951 2512	2164 2786	75/65/20 90/70/20 st. colour € other €	866 1126	1141 1483	1416 1840	1691 2198	1966 2555	2241 2913	2516 3270	2791 3628			
074	75/65/20 90/70/20 st. colour € other €	758 973	999 1283	1240 1592	1481 1902	1722 2211	1962 2520	2203 2829	2444 3139	75/65/20 90/70/20 st. colour € other €	966 1255	1272 1653	1579 2052	1886 2451	2192 2849	2499 3248	2805 3645	3112 4044			

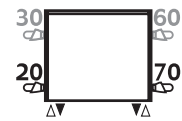


Standard delivery

- colour 201, 233 or 001
- Low-H₂O heat exchanger type 15 or Twin type 16
- wall brackets
- complete casing, connection right (70)
- fixing kit
- extended air vent 1/8"
- drain cock 1/2"

Connection

- standard connection: bottom end right 70, for left position add 20
 - for the top valve option, add to the code /30 (top left) or /60 (top right)
 - for remote controlled valve: add /00 to the code.
- Ex.: MAXW. 044 063 15.xxx/WF/60

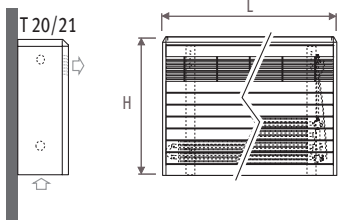


Wall mounted model WF_type 15 / 16

ORDERING CODE: MAXW. *code* 044 *height* 063 *length* 15. *type* xxx *model* /WF *conn.* /70

H	TYPE 15	L	063	083	103	123	143	163	183	203	TYPE 16	L	063	083	103	123	143	163	183	203	
044	75/65/20 90/70/20 st. colour € other €	834 1075	1098 1415	1363 1757	1628 2098	1892 2439	2157 2780	2422 3122	2686 3462	75/65/20 90/70/20 st. colour € other €	907 1183	1195 1559	1483 1934	1771 2310	2059 2685	2347 3061	2635 3437	2923 3812			
059	75/65/20 90/70/20 st. colour € other €	990 1272	1304 1675	1618 2079	1932 2482	2246 2885	2561 3290	2875 3693	3189 4097	75/65/20 90/70/20 st. colour € other €	1084 1416	1429 1866	1773 2315	2117 2765	2462 3215	2806 3664	3150 4114	3494 4563			
074	75/65/20 90/70/20 st. colour € other €	1100 1409	1450 1857	1799 2304	2148 2751	2498 3199	2847 3646	3196 4093	3546 4541	75/65/20 90/70/20 st. colour € other €	1244 1626	1639 2143	2034 2659	2429 3176	2824 3692	3219 4208	3614 4725	4009 5241			

Maxi_Wall mounted model WF_with front grille

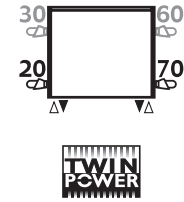


Standard delivery

- colour 201, 233 or 001
- Low-H₂O heat exchanger type 20 or Twin type 21
- wall brackets
- complete casing, connection right (70)
- fixing kit
- extended air vent 1/8"
- drain cock 1/2"

Connection

- standard connection: bottom end right 70, for left position add 20
 - for the top valve option, add to the code /30 (top left) or /60 (top right)
 - for remote controlled valve: add /00 to the code.
- Ex.: MAXW. 044 063 20.xxx/WF/60



Wall mounted model WF_type 20 / 21

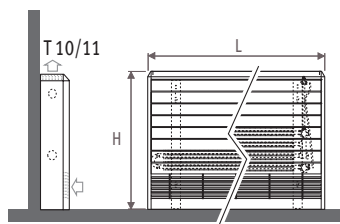
ORDERING CODE: MAXW. *code* *height* *length* *type* *colour* *model* *conn.*
044 063 20. xxx /WF /70

H	TYPE 20	L								TYPE 21	L							
		063	083	103	123	143	163	183	203		063	083	103	123	143	163	183	203
044	75/65/20	1111	1464	1817	2170	2523	2875	3228	3581	75/65/20	1143	1506	1869	2232	2595	2958	3321	3684
	90/70/20	1432	1887	2342	2796	3251	3705	4160	4615	90/70/20	1495	1970	2444	2919	3394	3869	4343	4818
	st. colour €									st. colour €								
	other €									other €								
059	75/65/20	1300	1713	2126	2539	2952	3364	3777	4190	75/65/20	1401	1846	2291	2736	3181	3626	4070	4515
	90/70/20	1670	2201	2731	3262	3792	4322	4852	5383	90/70/20	1836	2420	3003	3586	4169	4753	5335	5918
	st. colour €									st. colour €								
	other €									other €								
074	75/65/20	1461	1925	2389	2853	3317	3781	4245	4708	75/65/20	1648	2171	2694	3217	3740	4263	4786	5310
	90/70/20	1871	2465	3059	3653	4247	4841	5436	6028	90/70/20	2165	2852	3539	4226	4913	5600	6287	6975
	st. colour €									st. colour €								
	other €									other €								

Maxi_Floor model FT_with top and front grille



60



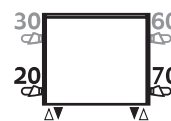
Standard delivery

- colour 201, 233 or 001
- Low-H₂O heat exchanger type 10 or Twin type 11
- wall brackets
- complete casing, connection right (70)
- fixing kit
- extended air vent 1/8"
- drain cock 1/2"

Connection

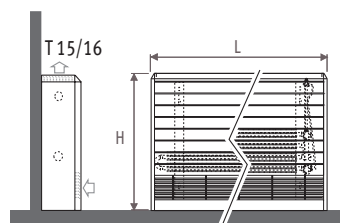
- standard connection: bottom end right 70, for left position add 20
- for the top valve option, add to the code /30 (top left) or /60 (top right)
- for remote controlled valve: add /00 to the code.

Ex.: MAXW. 044 063 10.xxx/FT/60



Floormodel FT_type 10 / 11

		code		height	length		type	colour	model	conn.								
		ORDERING CODE: MAXW.		044	063		10.	xxx	/FT	/70								
H	TYPE 10	L 063	083	103	123	143	163	183	203	TYPE 11	L 063	083	103	123	143	163	183	203
044	75/65/20 90/70/20 st. colour € other €	511 660	673 869	835 1079	997 1288	1159 1497	1321 1706	1484 1917	1646 2126	75/65/20 90/70/20 st. colour € other €	696 905	917 1192	1138 1480	1359 1767	1580 2054	1801 2342	2022 2629	2243 2916
059	75/65/20 90/70/20 st. colour € other €	637 821	840 1082	1042 1343	1244 1603	1447 1865	1649 2125	1851 2385	2054 2647	75/65/20 90/70/20 st. colour € other €	828 1076	1091 1418	1354 1760	1617 2102	1880 2444	2143 2786	2406 3128	2669 3470
074	75/65/20 90/70/20 st. colour € other €	732 941	965 1240	1197 1539	1429 1837	1662 2136	1894 2435	2127 2734	2359 3032	75/65/20 90/70/20 st. colour € other €	935 1215	1231 1600	1528 1986	1825 2372	2121 2756	2418 3142	2715 3528	3011 3913



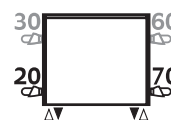
Standard delivery

- colour 201, 233 or 001
- Low-H₂O heat exchanger type 15 or Twin type 16
- wall brackets
- complete casing, connection right (70)
- fixing kit
- extended air vent 1/8"
- drain cock 1/2"

Connection

- standard connection: bottom end right 70, for left position add 20
- for the top valve option, add to the code /30 (top left) or /60 (top right)
- for remote controlled valve: add /00 to the code.

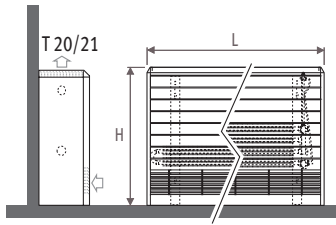
Ex.: MAXW. 044 063 15.xxx/FT/60



Floormodel FT_type 15 / 16

		code		height	length		type	colour	model	conn.								
		ORDERING CODE: MAXW.		044	063		15.	xxx	/FT	/70								
H	TYPE 15	L 063	083	103	123	143	163	183	203	TYPE 16	L 063	083	103	123	143	163	183	203
044	75/65/20 90/70/20 st. colour € other €	790 1019	1041 1343	1292 1667	1543 1991	1794 2314	2045 2638	2295 2961	2546 3285	75/65/20 90/70/20 st. colour € other €	864 1126	1138 1484	1412 1841	1686 2198	1960 2555	2235 2914	2509 3271	2783 3628
059	75/65/20 90/70/20 st. colour € other €	970 1248	1278 1644	1586 2040	1894 2436	2202 2832	2510 3228	2818 3624	3126 4020	75/65/20 90/70/20 st. colour € other €	1056 1379	1391 1816	1726 2253	2061 2691	2396 3128	2731 3565	3067 4004	3402 4441
074	75/65/20 90/70/20 st. colour € other €	1097 1406	1446 1854	1794 2300	2142 2746	2491 3193	2839 3639	3187 4085	3536 4533	75/65/20 90/70/20 st. colour € other €	1225 1601	1613 2108	2002 2616	2391 3125	2779 3632	3168 4140	3557 4649	3946 5157

Maxi_Floor model FT_with top and front grille

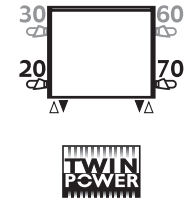


Standard delivery

- colour 201, 233 or 001
- Low-H₂O heat exchanger type 20 or Twin type 21
- wall brackets
- complete casing, connection right (70)
- fixing kit
- extended air vent 1/8"
- drain cock 1/2"

Connection

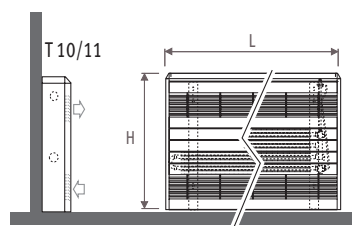
- standard connection: bottom end right 70, for left position add 20
 - for the top valve option, add to the code /30 (top left) or /60 (top right)
 - for remote controlled valve: add /00 to the code.
- Ex.: MAXW. 044 063 20.xxx/FT/60



Floormodel FT_type 20 / 21

		code										height										length										type										colour										model										conn.									
		ORDERING CODE: MAXW.										044										063										20.										xxx										/FT										/70									
H	TYPE 20	L	063	083	103	123	143	163	183	203	TYPE 21	L	063	083	103	123	143	163	183	203	TYPE 21	L	063	083	103	123	143	163	183	203	TYPE 21	L	063	083	103	123	143	163	183	203																															
044	75/65/20	1073	1413	1754	2095	2435	2776	3116	3457	75/65/20	1099	1447	1796	2145	2493	2842	3191	3540	90/70/20	1384	1823	2263	2703	3141	3581	4020	4460	90/70/20	1436	1891	2347	2803	3257	3713	4170	4626	st. colour €	other €	st. colour €	other €																															
	90/70/20	1384	1823	2263	2703	3141	3581	4020	4460	90/70/20	1436	1891	2347	2803	3257	3713	4170	4626	st. colour €	other €	st. colour €	other €																																																	
059	75/65/20	1314	1731	2148	2565	2982	3399	3816	4233	75/65/20	1377	1814	2251	2688	3125	3562	3999	4436	90/70/20	1690	2226	2763	3299	3835	4371	4908	5444	90/70/20	1804	2376	2948	3521	4093	4665	5238	5810	st. colour €	other €	st. colour €	other €																															
	90/70/20	1690	2226	2763	3299	3835	4371	4908	5444	90/70/20	1804	2376	2948	3521	4093	4665	5238	5810	st. colour €	other €	st. colour €	other €																																																	
074	75/65/20	1484	1956	2427	2898	3370	3841	4312	4783	75/65/20	1637	2156	2676	3196	3715	4235	4754	5274	90/70/20	1902	2507	3111	3715	4320	4924	5527	6131	90/70/20	2149	2830	3513	4195	4876	5559	6240	6923	st. colour €	other €	st. colour €	other €																															
	90/70/20	1902	2507	3111	3715	4320	4924	5527	6131	90/70/20	2149	2830	3513	4195	4876	5559	6240	6923	st. colour €	other €	st. colour €	other €																																																	

Maxi_Floor model FF_with 2 front grills

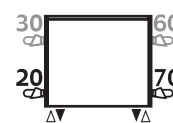


Standard delivery

- colour 201, 233 or 001
- Low-H₂O heat exchanger type 10 or Twin type 11
- wall brackets
- complete casing, connection right (70)
- fixing kit
- extended air vent 1/8"
- drain cock 1/2"

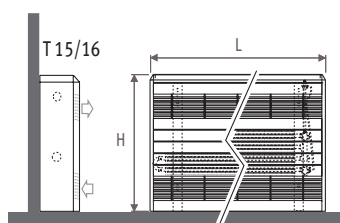
Connection

- standard connection: bottom end right 70, for left position add 20
 - for the top valve option, add to the code of the Maxi /30 (top left) or /60 (top right)
 - for remote controlled valve: add 00 to the code.
- Ex.: MAXW. 044 063 10.xxx/FF/60



Floormodel FF_type 10 / 11

		code		height	length		type	colour	model	conn.									
		ORDERING CODE: MAXW.		044	063		10.	xxx	/FF	/70									
H	TYPE 10	L 063	083	103	123	143	163	183	203	TYPE 11	L 063	083	103	123	143	163	183	203	
044	75/65/20 90/70/20 st. colour € other €	401 519	528 683	655 848	782 1012	909 1176	1037 1342	1164 1506	1291 1671										
059	75/65/20 90/70/20 st. colour € other €	557 719	734 947	911 1176	1088 1404	1265 1633	1442 1861	1619 2090	1795 2317	75/65/20 90/70/20 st. colour € other €	744 967	981 1276	1217 1582	1453 1889	1690 2197	1926 2504	2162 2811	2399 3119	
074	75/65/20 90/70/20 st. colour € other €	672 865	885 1139	1098 1414	1311 1688	1524 1962	1738 2238	1951 2512	2164 2786	75/65/20 90/70/20 st. colour € other €	866 1126	1141 1483	1416 1840	1691 2198	1966 2555	2241 2913	2516 3270	2791 3628	

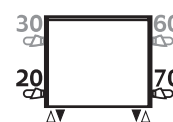


Standard delivery

- colour 201, 233 or 001
- Low-H₂O heat exchanger type 15 or Twin type 16
- wall brackets
- complete casing, connection right (70)
- fixing kit
- extended air vent 1/8"
- drain cock 1/2"

Connection

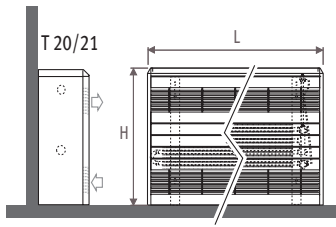
- standard connection: bottom end right 70, for left position add 20
 - for the top valve option, add to the code of the Maxi /30 (top left) or /60 (top right)
 - for remote controlled valve: add 00 to the code.
- Ex.: MAXW. 044 063 15.xxx/FF/60



Floormodel FF_type 15 / 16

		code		height	length		type	colour	model	conn.									
		ORDERING CODE: MAXW.		044	063		15.	xxx	/FF	/70									
H	TYPE 15	L 063	083	103	123	143	163	183	203	TYPE 16	L 063	083	103	123	143	163	183	203	
044	75/65/20 90/70/20 st. colour € other €	585 756	771 997	957 1237	1143 1478	1329 1718	1514 1957	1700 2198	1886 2438										
059	75/65/20 90/70/20 st. colour € other €	801 1032	1056 1361	1310 1688	1564 2016	1819 2345	2073 2672	2327 2999	2582 3328	75/65/20 90/70/20 st. colour € other €	873 1139	1150 1500	1427 1861	1704 2222	1981 2584	2258 2945	2535 3306	2812 3668	
074	75/65/20 90/70/20 st. colour € other €	951 1222	1252 1608	1554 1996	1856 2384	2157 2771	2459 3159	2761 3547	3063 3935	75/65/20 90/70/20 st. colour € other €	1044 1363	1376 1797	1707 2229	2038 2661	2370 3095	2701 3527	3033 3961	3364 4393	

Maxi_Floor model FF_with 2 front grills

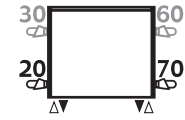


Standard delivery

- colour 201, 233 or 001
- Low-H₂O heat exchanger type 20 or Twin type 21
- wall brackets
- complete casing, connection right (70)
- fixing kit
- extended air vent 1/8"
- drain cock 1/2"

Connection

- standard connection: bottom end right 70, for left position add 20
 - for the top valve option, add to the code of the Maxi /30 (top left) or /60 (top right)
 - for remote controlled valve: add 00 to the code.
- Ex.: MAXW. 044 063 20.xxx/FF/60



Floormodel FF_type 20 / 21

ORDERING CODE: MAXW. *code* *height* *length* *type* *colour* *model* *conn.*
044 063 20. xxx /FF /70

H	TYPE 20	L	063	083	103	123	143	163	183	203	TYPE 21	L	063	083	103	123	143	163	183	203		
044	75/65/20	748	986	1223	1460	1698	1935	2173	2410													
	90/70/20	967	1275	1581	1888	2195	2502	2809	3116													
	st. colour €																					
	other €																					
059	75/65/20	1020	1344	1668	1992	2316	2640	2964	3287		75/65/20	1053	1387	1721	2055	2389	2724	3058	3392			
	90/70/20	1314	1732	2149	2567	2985	3402	3820	4236		90/70/20	1377	1814	2251	2688	3124	3563	3999	4436			
	st. colour €																					
	other €																					
074	75/65/20	1209	1592	1976	2360	2743	3127	3511	3894		75/65/20	1291	1700	2110	2520	2929	3339	3749	4159			
	90/70/20	1553	2045	2539	3032	3524	4017	4511	5003		90/70/20	1692	2228	2766	3303	3839	4376	4914	5451			
	st. colour €																					
	other €																					



63

Maxi